

UHF 3kW Bandpass Filter

Product Specifications

BPF-8-VIII-3K-DF / 78 / 158

Part Number: 202680.01 / 202681.01 / 202682.01



Main Features

- 8 Pole
- 220mm Cavity Size
- Double Cross Coupling
- Tunable Across Band
- Temperature Stabilization
- Output Monitor Probe

Electrical Specifications

Frequency range	174-240MHz
Insertion Loss	$f(0) \leq 0.5\text{dB}$
	$f(0) \pm 3\text{MHz} \leq 1.1\text{dB}$
Attenuation	$f(0) \pm 4\text{MHz} \geq 10\text{dB}$
	$f(0) \pm 4.5\text{MHz} \geq 18\text{dB}$
	$f(0) \pm 5\text{MHz} \geq 25\text{dB}$
	$f(0) \pm 6.\text{MHz} \geq 45\text{dB}$
	$f(0) \pm 9\text{MHz} \geq 63\text{dB}$
Harmonic Attenuation	$\geq 36\text{dB}$ up to 500MHz
Return loss / VSWR	$\leq 23\text{dB}/1.15$
Group delay variation	$< 600\text{ns}$
Temperature Stability	$< 2\text{kHz/K}$
Max Power Output	3K W
Impedance	50 Ω

Environmental Specifications

Operating Temperature Range	-10°C to +55°C
Max Operating Temperature (Body)	65°C
Relative humidity	5% - 95%
Barometric pressure	55 KPa -106KPa

anywavecom.net

300 Knightsbridge Parkway | Suite 150 | Lincolnshire | IL | 60069

Phone: +1 (847) 415 2258 Fax: +1 (847) 415 2112

UHF 3kW Bandpass Filter

Product Specifications

BPF-8-VIII-3K-DF / 78 / 158

Part Number: 202680.01 / 202681.01 / 202682.01



Mechanical Specifications

Connectors (Input / Output)	DIN female	202680.01
	7/8" EIA	202681.01
	1 5/8" EIA	202682.01
Output Monitor Probe	N female	
Weight	46kg	
Outer Dimension (mm)	937.5 * 489.5 * 631.5mm	
Mounting	Wall	
Packing	1 Piece per box	

anywavecom.net

300 Knightsbridge Parkway | Suite 150 | Lincolnshire | IL | 60069

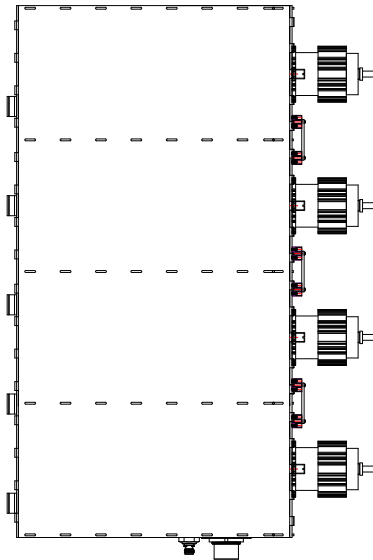
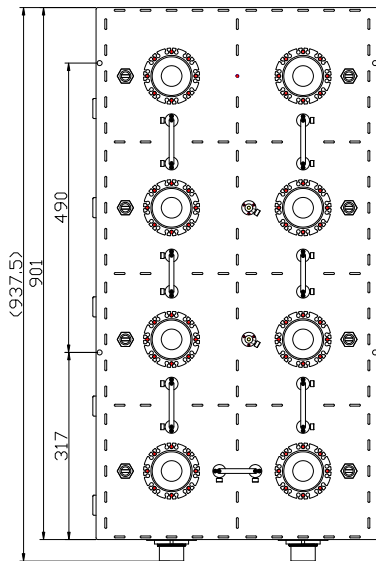
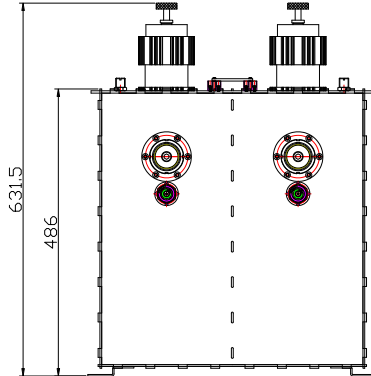
Phone: +1 (847) 415 2258 Fax: +1 (847) 415 2112

UHF 3kW Bandpass Filter

Product Specifications

BPF-8-VIII-3K-DF / 78 / 158

Part Number: 202680.01 / 202681.01 / 202682.01



anywavecom.net

300 Knightsbridge Parkway | Suite 150 | Lincolnshire | IL | 60069

Phone: +1 (847) 415 2258 Fax: +1 (847) 415 2112